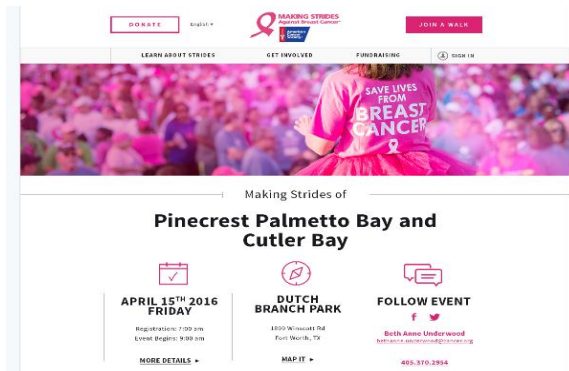


Join a Making Strides Walk

Step 1: Join This Walk

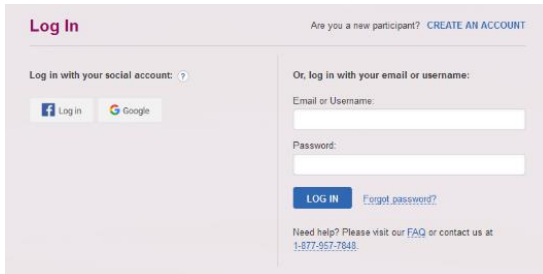
Visit www.MakingStridesWalk.org/Brooklyn to begin registration.
OR call 1-800-227-2345 for additional registration options.



Step 2: Society Account

You must create or log into your Society Account to begin the registration process.

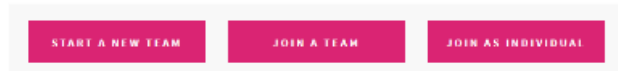
- If you are a NEW participant, you will Create an Account.
- If you are a RETURNING participant, you will log in.



The screenshot shows the 'Log In' page. It has a header 'Log In' and a link 'Are you a new participant? CREATE AN ACCOUNT'. Below this, there are two sections: 'Log in with your social account' with Facebook and Google icons, and 'Or, log in with your email or username' with fields for 'Email or Username' and 'Password'. There is a 'LOG IN' button and a link 'Forgot password?'. At the bottom, it says 'Need help? Please visit our FAQ or contact us at 1-877-957-7848.'

Step 3: Choose How You Will Participate.

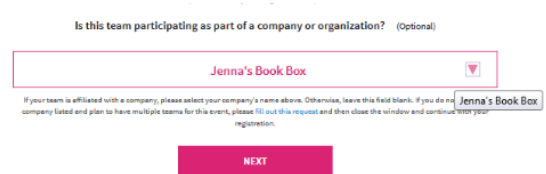
How would you like to participate?



The screenshot shows three buttons: 'START A NEW TEAM', 'JOIN A TEAM', and 'JOIN AS INDIVIDUAL'.

- Start A Team- to start a new team or bring back a returning team
- Join A Team- to join a team that is already registered
- Join As Individual- to register as a walker without a team

If starting a new team made up of walkers from your company, make sure to select your company from the company drop-down list or request for the company to be added. Then hit Next to continue the registration process.

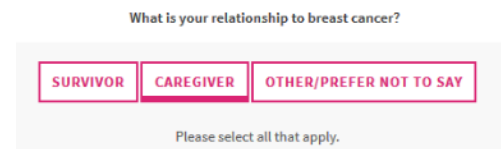


The screenshot shows a form titled 'Is this team participating as part of a company or organization? (Optional)'. There is a dropdown menu with 'Jenna's Book Box' selected. Below the dropdown, there is a note: 'If your team is affiliated with a company, please select your company's name above. Otherwise, leave this field blank. If you do not currently list and plan to have multiple teams for this event, please fill out this request and then close the window and continue with your registration.' There is a 'NEXT' button.

Step 4: Complete Registration.



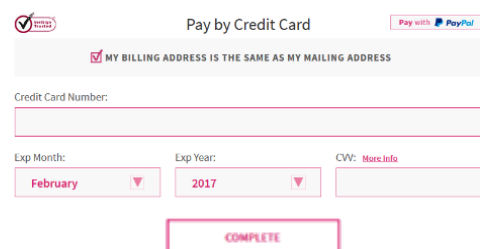
The screenshot shows a form titled 'Would you like to kickstart your fundraising by making a donation?'. There are five buttons: '\$35.00', '\$50.00', '\$80.00', '\$100.00', 'OTHER', and 'NOT RIGHT NOW'.



The screenshot shows a form titled 'What is your relationship to breast cancer?'. There are three buttons: 'SURVIVOR', 'CAREGIVER', and 'OTHER/PREFER NOT TO SAY'. Below the buttons, it says 'Please select all that apply.'



The screenshot shows a form titled 'Enter Mailing Address:'. It has fields for 'Mailing Address', 'Mailing Address Line 2: (optional)', 'City', 'State' (dropdown), 'Zip', 'Email', and 'Phone number: (Why? So we can contact you about your upcoming event.)'.



The screenshot shows a form titled 'Pay by Credit Card'. It has a 'Pay with: PayPal' button. Below this, there is a checkbox 'MY BILLING ADDRESS IS THE SAME AS MY MAILING ADDRESS'. There are fields for 'Credit Card Number', 'Exp Month' (dropdown), 'Exp Year' (dropdown), and 'CVV: More Info'. There is a 'COMPLETE' button.

If you have any questions or would prefer to register by phone, please contact your local staff partner or call the American Cancer Society at 1.800.227.2345.